



The Bend Motorsports Park

Round 7 : December 3 - 5



FINANCIAL SERVICES
YAMAHA FINANCE R3 CUP



ASBK.COM.AU f t i y

Date: 04/12/21
Event: Q03
Weather: Mostly cloudy - Temp: 17.4C
Track: Dry - Temp: 24.9C

Qualifying 1

Started at: 10:09:59
Laps: 20 Min
Starters: 25
Printed at: 10:46

PROVISIONAL CLASSIFICATION


Pos	No	Name	Machine	Fastest Lap	On Lap	Behind Leader	Behind Prev	Top Speed
1	69	Archie McDONALD (NSW) / ProGP Racing Junior Team / GB Racing / Bonamici Racing / Signpro / JDS Moto	Yamaha YZF-R3	2:09.057	7 of 7			186
2	72	Ben BAKER (NSW) / YRD Yamaha / Shoei / SCK / Utech Designs / West Sliders / Maxima Oils	Yamaha YZF-R3	2:09.066	1 of 2	.009	.009	191
3	39	Glenn NELSON (QLD) / Buddys Pest Control / Dynoverks / XXX Suspension / Always Livin	Yamaha YZF-R3	2:09.289	7 of 8	.232	.223	194
4	50	Carter THOMPSON (NSW) / GTR MotoStars Team / RS+C / Motostars / Doctor Mak / YRD / Motul / Pirelli	Yamaha YZF-R3	2:09.447	5 of 7	.390	.158	188
5	11	Brandon DEMMERY (NSW) / Motocity / Mini Rev Heads	Yamaha YZF-R3	2:09.762	7 of 7	.705	.315	187
6	36	Angus GRENFELL (VIC) / ABU Engineering/ Peek Visual / Ricondi / Earmold Aust.	Yamaha YZF-R3	2:10.641	8 of 8	1.584	.879	193
7	59	Tom DRANE (NSW) / Construction Supply Specialists / IC Cons / MD Steel	Yamaha YZF-R3	2:10.650	6 of 7	1.593	.009	190
8	35	Varis FLEMING (VIC) / MotoGo / Suspension Pro / Taichi / Kit / RTF Building Services / Berwick Thai	Yamaha YZF-R3	2:10.657	8 of 8	1.600	.007	196
9	91	Taiyo AKSU (QLD) / Ricondi	Yamaha YZF-R3	2:10.916	7 of 8	1.859	.259	189
10	25	Brodie GAWITH (VIC) / Rocondi / AGV Helmets / TCX	Yamaha YZF-R3	2:11.109	6 of 7	2.052	.193	196
11	58	Lucas QUINN (QLD)	Yamaha YZF-R3	2:11.463	7 of 8	2.406	.354	194
12	121	Reece OUGHTRED (VIC) / Moto GC / Dynoverks / Sign Pro / The Jags / LS2 Helmets / Motul / Cykel	Yamaha YZF-R3	2:11.530	2 of 7	2.473	.067	197
13	3	Cameron DUNKER (NSW) / GTR MotoStars Team / RS+C / Doctor Mak / YRD / Motul / Pirelli	Yamaha YZF-R3	2:11.546	7 of 7	2.489	.016	190
14	66	Mitchell SIMPSON (SA) / Simpson Crash / Simpson Signs	Yamaha YZF-R3	2:11.689	4 of 4	2.632	.143	188
15	13	Jordan SIMPSON (SA) / Simpson Crash / Simpson Signs	Yamaha YZF-R3	2:12.257	5 of 8	3.200	.568	192
16	51	Sam PEZZETTA (SA) / Unitech Racing / Remo Contractors / SA Profiling / AUS Crush & Recycle	Yamaha YZF-R3	2:12.546	2 of 7	3.489	.289	190
17	355	Laura BROWN (NSW) / Bikebiz	Yamaha YZF-R3	2:13.068	5 of 8	4.011	.522	199
18	32	Jai RUSSO (NSW) / Russo Performance / YRD Yamaha / GTR MotoStars / Ricondi / AGV / TCX	Yamaha YZF-R3	2:13.171	8 of 8	4.114	.103	188
19	95	Matthew RINDEL (VIC) / Stay Upright / Gears Racing / Mick Hone M-cycles / The Grinning Dingo / Shoei	Yamaha YZF-R3	2:13.300	3 of 8	4.243	.129	198
20	12	Henry SNELL (QLD) / Ricondi / AGV / TXC	Yamaha YZF-R3	2:14.028	7 of 8	4.971	.728	189
21	45	Jamie PORT (VIC) / Yamaha / AGV / Pirelli / Motul / Ricondi	Yamaha YZF-R3	2:14.841	4 of 8	5.784	.813	195
22	63	Clay CLEGG (NSW) / Akubra / Williamson Bros / Mavin Truck Centre / Central West Electrical	Yamaha YZF-R3	2:15.255	7 of 7	6.198	.414	186
23	33	Jack FAVELLE (NSW) / MotoCity	Yamaha YZF-R3	2:15.272	7 of 8	6.215	.017	191
24	57	Cooper ROWNTREE (SA) / Anytime Fitness	Yamaha YZF-R3	2:15.685	7 of 8	6.628	.413	188
25	23	Marcus HAMOD (NSW) / Motocity / Jekyll & Hyde	Yamaha YZF-R3	2:17.919	8 of 8	8.862	2.234	188


Inaugural qualifying record for R3 class

*** Indicative qualifying time - 2:24.544 ***

The results are provisional until the end of the time limit for protests and appeals.


Chief Timekeeper - Scott Laing


Race Director - Tom Williams


Clerk of Course - Paul Hinds



www.computime.com.au
COMPUTIME RACE TIMING SYSTEMS PTY LTD





The Bend Motorsports Park

Round 7 : December 3 - 5



FINANCIAL SERVICES
YAMAHA FINANCE R3 CUP

Qualifying 1



Date: 04/12/21
Event: Q03
Weather: Mostly cloudy - Temp: 17.4C
Track: Dry - Temp: 24.9C


Started at: 10:09:59
Laps: 20 Min
Starters: 25
Printed at: 10:46


PROVISIONAL LAP TIMES


No	Name	Lap 1	Lap 2	Lap 3	Lap 4	Lap 5	Lap 6	Lap 7	Lap 8
3	Cameron DUNKER (NSW)	2:12.325	2:11.694	2:11.643	2:15.396	2:13.380	2:11.549	2:11.546	
11	Brandon DEMMERY (NSW)	2:12.284	2:11.232	2:11.328	2:30.425	4:34.060	2:12.789	2:09.762	
12	Henry SNELL (QLD)	2:15.744	2:16.663	2:15.769	2:14.860	2:15.289	2:16.206	2:14.028	2:14.781
13	Jordan SIMPSON (SA)	2:17.495	2:23.311	2:13.611	2:13.498	2:12.257	2:20.306	2:13.376	2:13.169
23	Marcus HAMOD (NSW)	2:21.565	2:20.714	2:19.424	2:18.567	2:18.608	2:19.018	2:19.146	2:17.919
25	Brodie GAWITH (VIC)	2:49.817	3:31.384	2:22.599	2:13.038	2:12.841	2:11.109	2:34.759	
32	Jai RUSSO (NSW)	2:15.300	2:14.940	2:13.698	2:13.642	2:16.382	2:19.128	2:16.829	2:13.171
33	Jack FAVELLE (NSW)	2:19.575	2:18.304	2:16.829	2:15.875	2:15.835	2:16.981	2:15.272	2:15.675
35	Varis FLEMING (VIC)	2:15.638	2:26.229	2:13.313	2:16.513	2:16.720	2:16.577	2:11.896	2:10.657
36	Angus GRENFELL (VIC)	2:15.386	2:11.609	2:12.944	2:11.069	2:16.036	2:11.240	2:13.603	2:10.641
39	Glenn NELSON (QLD)	2:10.336	2:09.849	2:09.808	2:09.632	2:09.845	2:20.768	2:09.289	2:09.628
45	Jamie PORT (VIC)	2:15.715	2:16.760	2:15.461	2:14.841	2:15.523	2:16.707	2:14.936	2:15.248
50	Carter THOMPSON (NSW)	2:10.814	2:09.953	2:10.046	2:09.973	2:09.447	2:30.341	2:50.593	
51	Sam PEZZETTA (SA)	2:13.785	2:12.546	2:13.612	2:13.213	2:13.943	2:13.478	2:22.942	
57	Cooper ROWNTREE (SA)	2:16.304	2:17.265	2:15.721	2:16.549	2:16.330	2:16.768	2:15.685	2:16.487
58	Lucas QUINN (QLD)	2:14.134	2:13.242	2:11.777	2:13.130	2:13.230	2:13.138	2:11.463	2:11.841
59	Tom DRANE (NSW)	2:12.951	2:11.679	2:10.936	2:16.919	2:14.967	2:10.650	2:15.905	
63	Clay CLEGG (NSW)	2:16.406	2:15.950	2:16.132	2:33.098	4:05.207	2:15.703	2:15.255	
66	Mitchell SIMPSON (SA)	2:19.495	2:19.059	2:12.661	2:11.689				
69	Archie McDONALD (NSW)	2:54.297	2:09.845	2:09.985	2:23.644	4:57.024	2:09.644	2:09.057	
72	Ben BAKER (NSW)	2:09.066	2:18.602						
91	Taiyo AKSU (QLD)	2:13.861	2:13.125	2:12.074	2:13.314	2:12.885	2:13.297	2:10.916	2:12.976
95	Matthew RINDEL (VIC)	2:14.729	2:14.840	2:13.300	2:13.745	2:16.715	2:18.125	2:13.659	2:13.496
121	Reece OUGHTRED (VIC)	2:13.424	2:11.530	2:22.587	4:09.324	2:14.366	2:12.227	2:12.244	
355	Laura BROWN (NSW)	2:14.555	2:20.523	2:18.597	2:13.607	2:13.068	2:17.169	2:13.221	2:13.649

*** Indicative qualifying time - 2:24.544 ***

The results are provisional until the end of the time limit for protests and appeals.


Chief Timekeeper - Scott Laing


Race Director - Tom Williams


Clerk of Course - Paul Hinds



www.computime.com.au
COMPUTIME RACE TIMING SYSTEMS PTY LTD





The Bend Motorsports Park

Round 7 : December 3 - 5



FINANCIAL SERVICES
YAMAHA FINANCE R3 CUP



Date: 04/12/21
Event: Q03
Weather: Mostly cloudy - Temp: 17.4C
Track: Dry - Temp: 24.9C

Qualifying 1

Started at: 10:09:59
Laps: 20 Min
Starters: 25
Printed at: 10:46

PROVISIONAL SPLIT TIMES

Lap	Split 1	Split 2	Split 3	Split 4	Lap Time	Spd	Lap	Split 1	Split 2	Split 3	Split 4	Lap Time	Spd
3 Cameron DUNKER (NSW) (13th)							3	31.474	39.147	34.857	35.236	2:20.714	184
1	3:30.317	37.114	33.349	33.708	5:14.488	104	4	31.327	39.192	34.214	34.691	2:19.424	188
2	29.903	36.862	32.572	32.988	2:12.325	183	5	31.048	38.499	34.551	34.469	2:18.567	186
3	29.532	36.719	32.540	32.903	2:11.694	186	6	30.800	38.574	34.515	34.719	2:18.608	188
4	29.327	37.189	32.303	32.824	2:11.643	188	7	30.654	38.538	34.620	35.206	2:19.018	188
5	31.135	37.635	32.798	33.828	2:15.396	184	8	31.072	39.189	34.319	34.566	2:19.146	187
6	29.601	37.116	32.792	33.871	2:13.380	188	9	31.106	38.272	34.111	34.430	2:17.919	184
7	29.418	36.959	32.256	32.916	2:11.549	190	25 Brodie GAWITH (VIC) (10th)						
8	29.602	36.920	32.253	32.771	2:11.546	184	1	1:05.527	42.170	33.787	33.833	2:55.317	108
11 Brandon DEMMERY (NSW) (5th)							2	30.447	37.723	33.399	1:08.248	2:49.817 P	189
1	32.047	42.067	34.691	33.869	2:22.674	121	3	1:36.587	44.148	36.095	34.554	3:31.384	70
2	29.918	37.222	32.096	33.048	2:12.284	183	4	30.448	44.769	32.948	34.434	2:22.599	187
3	29.636	36.716	31.997	32.883	2:11.232	184	5	29.173	37.070	33.440	33.355	2:13.038	196
4	29.498	36.626	32.237	32.967	2:11.328	184	6	29.455	36.923	32.973	33.490	2:12.841	194
5	29.499	38.644	33.743	48.539	2:30.425 P	186	7	29.502	36.363	32.284	32.960	2:11.109	191
6	2:23.293	56.583	40.082	34.102	4:34.060	90	8	45.981	39.927	34.413	34.438	2:34.759	191
7	29.933	37.494	32.445	32.917	2:12.789	184	32 Jai RUSSO (NSW) (18th)						
8	29.279	36.279	31.700	32.504	2:09.762	187	1	2:10.218	39.531	34.703	34.603	3:59.055	109
12 Henry SNELL (QLD) (20th)							2	30.675	37.608	33.135	33.882	2:15.300	180
1	44.582	37.757	33.649	34.201	2:30.189	131	3	30.280	37.606	33.132	33.922	2:14.940	181
2	30.233	37.276	33.654	34.581	2:15.744	188	4	30.107	37.466	32.610	33.515	2:13.698	185
3	30.440	38.113	34.015	34.095	2:16.663	186	5	29.972	37.262	32.824	33.584	2:13.642	184
4	30.794	37.261	33.858	33.856	2:15.769	174	6	30.046	38.063	34.118	34.155	2:16.382	184
5	30.230	37.233	33.669	33.728	2:14.860	188	7	30.540	39.332	34.230	35.026	2:19.128	184
6	30.076	37.668	33.696	33.849	2:15.289	189	8	30.204	38.215	33.912	34.498	2:16.829	188
7	30.308	37.975	33.817	34.106	2:16.206	187	9	29.884	37.163	32.758	33.366	2:13.171	184
8	30.157	36.908	33.284	33.679	2:14.028	187	33 Jack FAVELLE (NSW) (23th)						
9	30.341	37.473	33.320	33.647	2:14.781	188	1	35.885	40.144	35.102	35.557	2:26.688	117
13 Jordan SIMPSON (SA) (15th)							2	31.456	38.943	34.139	35.037	2:19.575	180
1	43.281	38.110	33.410	33.975	2:28.776	120	3	30.679	38.358	34.780	34.487	2:18.304	190
2	30.553	37.880	34.305	34.757	2:17.495	185	4	30.403	37.949	34.179	34.298	2:16.829	191
3	33.209	42.928	33.204	33.970	2:23.311	184	5	30.187	37.821	34.145	33.722	2:15.875	184
4	29.906	37.248	32.978	33.479	2:13.611	185	6	30.081	37.704	33.899	34.151	2:15.835	189
5	29.648	36.914	33.572	33.364	2:13.498	190	7	30.634	38.209	34.040	34.098	2:16.981	189
6	29.650	36.714	32.631	33.262	2:12.257	190	8	29.995	37.792	33.542	33.943	2:15.272	190
7	35.667	37.442	33.402	33.795	2:20.306	192	9	30.045	37.630	33.583	34.417	2:15.675	190
8	29.862	37.119	33.050	33.345	2:13.376	188	35 Varis FLEMING (VIC) (8th)						
9	30.021	36.798	32.346	34.004	2:13.169	186	1	40.915	38.767	34.405	34.342	2:28.429	117
23 Marcus HAMOD (NSW) (25th)							2	30.365	37.562	33.185	34.526	2:15.638	187
1	1:14.895	40.652	35.983	36.019	3:07.549	109	3	32.336	43.722	35.876	34.295	2:26.229	185
2	31.872	39.694	34.937	35.062	2:21.565	185	4	29.799	37.030	33.374	33.110	2:13.313	195

Scott Laing
Chief Timekeeper - Scott Laing

Tom Williams
Race Director - Tom Williams

Paul Hinds
Clerk of Course - Paul Hinds





The Bend Motorsports Park

Round 7 : December 3 - 5



FINANCIAL SERVICES YAMAHA FINANCE R3 CUP



ASBK.COM.AU f t i y

Qualifying 1

Date: 04/12/21
Event: Q03
Weather: Mostly cloudy - Temp: 17.4C
Track: Dry - Temp: 24.9C

Started at: 10:09:59
Laps: 20 Min
Starters: 25
Printed at: 10:46

PROVISIONAL SPLIT TIMES

Lap	Split 1	Split 2	Split 3	Split 4	Lap Time	Spd	Lap	Split 1	Split 2	Split 3	Split 4	Lap Time	Spd
5	31.830	38.992	32.671	33.020	2:16.513	192	6	29.241	36.437	31.658	32.111	2:09.447	186
6	29.868	36.945	33.641	36.266	2:16.720	193	7	30.680	37.628	33.916	48.117	2:30.341 P	184
7	30.517	39.260	33.416	33.384	2:16.577	191	8					2:50.593 P	
8	29.500	36.669	32.825	32.902	2:11.896	196							
9	29.378	36.300	32.296	32.683	2:10.657	195	51 Sam PEZZETTA (SA) (16th)						
							1	1:12.447	37.722	33.793	33.703	2:57.665	114
							2	29.966	37.700	32.782	33.337	2:13.785	190
							3	29.436	36.574	33.096	33.440	2:12.546	189
							4	29.759	37.008	32.949	33.896	2:13.612	188
							5	29.715	37.268	33.019	33.211	2:13.213	187
							6	30.124	37.157	33.036	33.626	2:13.943	190
							7	29.732	37.066	33.236	33.444	2:13.478	188
							8	30.165	37.645	33.359	41.773	2:22.942 P	189
36 Angus GRENFELL (VIC) (6th)													
1	1:51.957	36.663	33.156	34.289	3:36.065	119							
2	29.671	39.965	33.031	32.719	2:15.386	182							
3	29.680	36.548	32.433	32.948	2:11.609	184							
4	30.715	36.929	32.473	32.827	2:12.944	187							
5	29.241	36.500	32.160	33.168	2:11.069	186							
6	29.799	36.697	35.189	34.351	2:16.036	183							
7	29.609	36.517	32.474	32.640	2:11.240	184							
8	30.297	38.048	32.228	33.030	2:13.603	193	57 Cooper ROWNTREE (SA) (24th)						
9	29.470	36.456	32.006	32.709	2:10.641	182	1	43.542	39.002	33.693	34.062	2:30.299	112
							2	30.519	37.301	33.913	34.571	2:16.304	184
							3	31.023	37.868	34.403	33.971	2:17.265	188
							4	30.704	37.539	33.710	33.768	2:15.721	181
							5	30.278	37.720	33.653	34.898	2:16.549	183
							6	30.712	37.809	33.977	33.832	2:16.330	181
							7	30.638	37.903	33.913	34.314	2:16.768	186
							8	30.285	37.677	33.740	33.983	2:15.685	188
							9	30.595	37.922	33.555	34.415	2:16.487	184
39 Glenn NELSON (QLD) (3rd)													
1	1:10.146	40.115	33.416	34.694	2:58.371	104							
2	29.330	36.210	32.264	32.532	2:10.336	188							
3	29.461	35.923	31.913	32.552	2:09.849	187							
4	29.201	36.007	32.185	32.415	2:09.808	188							
5	29.138	36.244	31.795	32.455	2:09.632	190							
6	29.016	35.757	32.068	33.004	2:09.845	194							
7	37.540	36.860	32.955	33.413	2:20.768	180							
8	28.692	36.136	32.277	32.184	2:09.289	191	58 Lucas QUINN (QLD) (11th)						
9	29.038	36.088	32.166	32.336	2:09.628	187	1	1:05.212	39.124	34.217	34.716	2:53.269	110
							2	30.700	37.102	32.967	33.365	2:14.134	182
							3	30.070	37.175	32.723	33.274	2:13.242	185
							4	29.601	36.534	32.597	33.045	2:11.777	194
							5	29.771	36.982	33.140	33.237	2:13.130	188
							6	30.086	37.107	32.838	33.199	2:13.230	191
							7	29.351	37.199	33.128	33.460	2:13.138	193
							8	29.543	36.539	32.561	32.820	2:11.463	189
							9	29.487	36.231	32.514	33.609	2:11.841	191
45 Jamie PORT (VIC) (21th)													
1	44.095	38.548	33.743	34.179	2:30.565	115							
2	29.963	37.311	33.870	34.571	2:15.715	188							
3	30.244	38.288	34.272	33.956	2:16.760	190							
4	29.955	37.814	33.983	33.709	2:15.461	189							
5	30.170	37.531	33.511	33.629	2:14.841	188							
6	30.181	37.671	33.846	33.825	2:15.523	194							
7	30.140	38.444	33.931	34.192	2:16.707	195							
8	29.808	37.628	33.981	33.519	2:14.936	190	59 Tom DRANE (NSW) (7th)						
9	30.098	37.372	33.313	34.465	2:15.248	190	1	1:42.309	41.787	36.305	35.597	3:35.998	77
							2	30.270	36.723	32.914	33.044	2:12.951	183
							3	29.804	36.518	32.416	32.941	2:11.679	183
							4	29.338	36.390	32.418	32.790	2:10.936	188
							5	30.598	40.916	32.534	32.871	2:16.919	188
							6	29.346	36.564	33.914	35.143	2:14.967	190
							7	29.122	36.552	32.297	32.679	2:10.650	190
							8	30.569	39.249	33.021	33.066	2:15.905	187
50 Carter THOMPSON (NSW) (4th)													
1	4:00.627	37.096	32.407	32.889	5:43.019	128							
2	29.933	36.362	32.074	32.445	2:10.814	182							
3	29.232	36.546	31.892	32.283	2:09.953	188							
4	29.539	36.502	31.779	32.226	2:10.046	186							
5	29.467	36.352	31.863	32.291	2:09.973	184							

Scott Laing
Chief Timekeeper - Scott Laing

Tom Williams
Race Director - Tom Williams

Paul Hinds
Clerk of Course - Paul Hinds





The Bend Motorsports Park

Round 7 : December 3 - 5



FINANCIAL SERVICES
YAMAHA FINANCE R3 CUP



Date: 04/12/21
Event: Q03
Weather: Mostly cloudy - Temp: 17.4C
Track: Dry - Temp: 24.9C

Qualifying 1

Started at: 10:09:59
Laps: 20 Min
Starters: 25
Printed at: 10:47

PROVISIONAL SPLIT TIMES

Lap	Split 1	Split 2	Split 3	Split 4	Lap Time	Spd	Lap	Split 1	Split 2	Split 3	Split 4	Lap Time	Spd
63 Clay CLEGG (NSW) (22th)							7	29.755	37.174	33.164	33.204	2:13.297	189
1	2:17.989	38.323	34.172	34.339	4:04.823	116	8	29.292	36.495	32.261	32.868	2:10.916	189
2	30.774	38.071	33.649	33.912	2:16.406	181	9	29.559	36.465	32.675	34.277	2:12.976	189
3	30.679	37.860	33.587	33.824	2:15.950	182	95 Matthew RINDEL (VIC) (19th)						
4	30.570	38.019	33.644	33.899	2:16.132	186	1	48.290	38.452	33.730	34.396	2:34.868	127
5	31.250	39.811	34.848	47.189	2:33.098 P	183	2	30.237	37.566	33.393	33.533	2:14.729	189
6	2:19.534	37.704	33.712	34.257	4:05.207	94	3	29.863	37.464	33.759	33.754	2:14.840	191
7	30.585	37.910	33.275	33.933	2:15.703	184	4	29.364	37.108	33.276	33.552	2:13.300	194
8	30.738	37.588	33.555	33.374	2:15.255	182	5	29.616	37.372	33.276	33.481	2:13.745	193
66 Mitchell SIMPSON (SA) (14th)							6	30.137	38.349	34.133	34.096	2:16.715	189
1	45.898	37.696	32.900	33.885	2:30.379	120	7	30.364	39.375	34.631	33.755	2:18.125	186
2	34.375	38.914	32.528	33.678	2:19.495	185	8	29.491	37.336	33.310	33.522	2:13.659	198
3	29.902	41.734	33.667	33.756	2:19.059	188	9	29.804	37.072	33.342	33.278	2:13.496	190
4	29.523	36.578	32.289	34.271	2:12.661	184	121 Reece OUGHTRED (VIC) (12th)						
5	29.220	36.857	32.583	33.029	2:11.689	186	1	1:10.660	39.194	33.674	33.773	2:57.301	104
69 Archie McDONALD (NSW) (1st)							2	29.894	37.946	32.481	33.103	2:13.424	189
1	1:09.893	38.608	32.739	33.057	2:54.297	94	3	29.200	36.605	32.606	33.119	2:11.530	193
2	29.353	36.392	31.746	32.354	2:09.845	183	4	29.353	36.677	33.412	43.145	2:22.587 P	192
3	29.300	36.427	31.793	32.465	2:09.985	183	5	2:19.334	40.295	35.102	34.593	4:09.324	123
4	30.071	40.057	32.974	40.542	2:23.644 P	177	6	29.932	37.766	33.247	33.421	2:14.366	192
5	3:15.228	36.873	32.072	32.851	4:57.024	119	7	29.269	36.893	32.821	33.244	2:12.227	190
6	29.185	36.292	31.795	32.372	2:09.644	186	8	29.355	36.616	32.973	33.300	2:12.244	197
7	29.261	36.252	31.356	32.188	2:09.057	183	355 Laura BROWN (NSW) (17th)						
72 Ben BAKER (NSW) (2nd)							1	44.107	37.977	33.440	33.654	2:29.178	124
1	1:11.629	38.312	33.262	37.909	3:01.112	102	2	29.816	37.021	33.012	34.706	2:14.555	195
2	29.198	35.736	31.791	32.341	2:09.066	191	3	32.043	38.891	34.144	35.445	2:20.523	163
3	29.729	36.808	33.546	38.519	2:18.602 P	190	4	31.383	40.376	33.042	33.796	2:18.597	180
91 Taiyo AKSU (QLD) (9th)							5	29.566	37.182	33.531	33.328	2:13.607	191
1	1:01.360	43.778	33.626	34.528	2:53.292	96	6	29.732	37.372	32.802	33.162	2:13.068	192
2	30.175	37.017	33.035	33.634	2:13.861	183	7	30.731	39.479	33.432	33.527	2:17.169	199
3	30.447	36.829	32.577	33.272	2:13.125	181	8	29.334	37.323	33.261	33.303	2:13.221	199
4	29.630	36.339	32.710	33.395	2:12.074	188	9	30.339	36.979	33.126	33.205	2:13.649	190
5	29.957	37.009	32.851	33.497	2:13.314	189							
6	29.812	36.952	32.869	33.252	2:12.885	188							

*** Indicative qualifying time - 2:24.544 ***

The results are provisional until the end of the time limit for protests and appeals.

Scott Laing
Chief Timekeeper - Scott Laing

Tom Williams
Race Director - Tom Williams

Paul Hinds
Clerk of Course - Paul Hinds



www.computime.com.au
COMPUTIME RACE TIMING SYSTEMS PTY LTD





The Bend Motorsports Park

Round 7 : December 3 - 5



FINANCIAL SERVICES
YAMAHA FINANCE R3 CUP



ASBK.COM.AU

Date: 04/12/21
Event: Q03
Weather: Mostly cloudy - Temp: 17.4C
Track: Dry - Temp: 24.9C

Qualifying 1

Started at: 10:09:59
Laps: 20 Min
Starters: 25
Printed at: 10:47

PROVISIONAL FASTEST LAPS SEQUENCE

Race Time	No	Name	Machine	Fastest Lap	On Lap
4:24.269	69	Archie McDONALD (NSW)	Yamaha YZF-R3	2:54.297	1
4:34.958	11	Brandon DEMMERY (NSW)	Yamaha YZF-R3	2:12.284	1
5:08.707	39	Glenn NELSON (QLD)	Yamaha YZF-R3	2:10.336	1
5:10.178	72	Ben BAKER (NSW)	Yamaha YZF-R3	2:09.066	1
20:23.468	69	Archie McDONALD (NSW)	Yamaha YZF-R3	2:09.057	7

*** Indicative qualifying time - 2:24.544 ***

The results are provisional until the end of the time limit for protests and appeals.

Chief Timekeeper - Scott Lang

Race Director - Tom Williams

Clerk of Course - Paul Hinds



www.computime.com.au
COMPUTIME RACE TIMING SYSTEMS PTY LTD





The Bend Motorsports Park

Round 7 : December 3 - 5



FINANCIAL SERVICES
YAMAHA FINANCE R3 CUP



ASBK.COM.AU f t i y

Date: 04/12/21
Event: Q03
Weather: Mostly cloudy - Temp: 17.4C
Track: Dry - Temp: 24.9C

Qualifying 1

Started at: 10:09:59
Laps: 20 Min
Starters: 25
Printed at: 10:47

PROVISIONAL BEST PARTIAL TIMES

Pos	Split 1		Split 2		Split 3		Split 4		LAP		Ideal	Fastest
	Name	Time	Name	Time	Name	Time	Name	Time	Name	Time		
1	G. NELSON	28.692	B. BAKER	35.736	A. McDONALD	31.356	C. THOMPSON	32.111	G. NELSON	2:08.428	2:09.289	
2	T. DRANE	29.122	G. NELSON	35.757	C. THOMPSON	31.658	G. NELSON	32.184	A. McDONALD	2:08.981	2:09.057	
3	B. GAWITH	29.173	L. QUINN	36.231	B. DEMMERY	31.700	A. McDONALD	32.188	B. BAKER	2:09.066	2:09.066	
4	A. McDONALD	29.185	A. McDONALD	36.252	B. BAKER	31.791	B. BAKER	32.341	C. THOMPSON	2:09.353	2:09.447	
5	B. BAKER	29.198	B. DEMMERY	36.279	G. NELSON	31.795	B. DEMMERY	32.504	B. DEMMERY	2:09.762	2:09.762	
6	R. OUGHTRE	29.200	V. FLEMING	36.300	A. GRENFELL	32.006	A. GRENFELL	32.640	A. GRENFELL	2:10.343	2:10.641	
7	M. SIMPSON	29.220	T. DRANE	36.331	C. DUNKER	32.253	T. DRANE	32.679	T. DRANE	2:10.429	2:10.650	
8	C. THOMPSON	29.232	T. AKSU	36.339	T. AKSU	32.261	V. FLEMING	32.683	V. FLEMING	2:10.657	2:10.657	
9	A. GRENFELL	29.241	C. THOMPSON	36.352	B. GAWITH	32.284	C. DUNKER	32.771	T. AKSU	2:10.760	2:10.916	
10	B. DEMMERY	29.279	B. GAWITH	36.363	M. SIMPSON	32.289	L. QUINN	32.820	B. GAWITH	2:10.780	2:11.109	
11	T. AKSU	29.292	A. GRENFELL	36.456	V. FLEMING	32.296	T. AKSU	32.868	L. QUINN	2:10.916	2:11.463	
12	C. DUNKER	29.327	S. PEZZETTA	36.574	T. DRANE	32.297	B. GAWITH	32.960	C. DUNKER	2:11.070	2:11.546	
13	L. BROWN	29.334	M. SIMPSON	36.578	J. SIMPSON	32.346	M. SIMPSON	33.029	M. SIMPSON	2:11.116	2:11.689	
14	L. QUINN	29.351	R. OUGHTRE	36.605	R. OUGHTRE	32.481	R. OUGHTRE	33.103	R. OUGHTRE	2:11.389	2:11.530	
15	M. RINDEL	29.364	J. SIMPSON	36.714	L. QUINN	32.514	L. BROWN	33.162	J. SIMPSON	2:11.970	2:12.257	
16	V. FLEMING	29.378	C. DUNKER	36.719	J. RUSSO	32.610	S. PEZZETTA	33.211	S. PEZZETTA	2:12.003	2:12.546	
17	S. PEZZETTA	29.436	H. SNELL	36.908	S. PEZZETTA	32.782	J. SIMPSON	33.262	L. BROWN	2:12.277	2:13.068	
18	J. SIMPSON	29.648	L. BROWN	36.979	L. BROWN	32.802	M. RINDEL	33.278	M. RINDEL	2:12.990	2:13.300	
19	J. PORT	29.808	M. RINDEL	37.072	C. CLEGG	33.275	J. RUSSO	33.366	J. RUSSO	2:13.023	2:13.171	
20	J. RUSSO	29.884	J. RUSSO	37.163	M. RINDEL	33.276	C. CLEGG	33.374	H. SNELL	2:13.915	2:14.028	
21	J. FAVELLE	29.995	C. ROWNTRE	37.301	H. SNELL	33.284	J. PORT	33.519	J. PORT	2:13.951	2:14.841	
22	H. SNELL	30.076	J. PORT	37.311	J. PORT	33.313	H. SNELL	33.647	C. CLEGG	2:14.807	2:15.255	
23	C. ROWNTRE	30.278	C. CLEGG	37.588	J. FAVELLE	33.542	J. FAVELLE	33.722	J. FAVELLE	2:14.889	2:15.272	
24	C. CLEGG	30.570	J. FAVELLE	37.630	C. ROWNTRE	33.555	C. ROWNTRE	33.768	C. ROWNTRE	2:14.902	2:15.685	
25	M. HAMOD	30.654	M. HAMOD	38.272	M. HAMOD	34.111	M. HAMOD	34.430	M. HAMOD	2:17.467	2:17.919	

*** Indicative qualifying time - 2:24.544 ***

The results are provisional until the end of the time limit for protests and appeals.

Scott Lang
Chief Timekeeper - Scott Lang

Tom Williams
Race Director - Tom Williams

Paul Hinds
Clerk of Course - Paul Hinds



www.computime.com.au
COMPUTIME RACE TIMING SYSTEMS PTY LTD





The Bend Motorsports Park

Round 7 : December 3 - 5



FINANCIAL SERVICES
YAMAHA FINANCE R3 CUP

Qualifying 1



ASBK.COM.AU f t i y

Date: 04/12/21
Event: Q03
Weather: Mostly cloudy - Temp: 17.4C
Track: Dry - Temp: 24.9C

Started at: 10:09:59
Laps: 20 Min
Starters: 25
Printed at: 10:47

PROVISIONAL RACE INFORMATION

Time	Description
10:09:59	Event Start
10:30:23	Chequered Flag
10:32:26	Event Finish

*** Indicative qualifying time - 2:24.544 ***

The results are provisional until the end of the time limit for protests and appeals.

Chief Timekeeper - Scott Lang

Race Director - Tom Williams

Clerk of Course - Paul Hinds



www.computime.com.au
COMPUTIME RACE TIMING SYSTEMS PTY LTD

